BARCELONA CENTRE LOGÍSTIC CATALUNYA

Estadístiques Càrrega Aèria
Estadísticas Carga Aérea

BCN

October 2026



Membres de les Comissions de Càrrega Aèria i Seguretat Logística de BCL / *Miembros de las Comisones de Carga Aérea y Seguridad Logística de BCL*

ACCIÓ Generalitat de Catalunya · aena aeropuertos para ti · TVS Supply Chain Solutions BELIEVE IN THE POWER OF US · Xcleu MEDICAL · almirall · BIOMEDICAL LOGISTICS · Cualde LOGISTICS · dgm · MBA Freight Solutions S.A. · ESTEVE Advancing health together

ETIHAD CARGO · Fracht GROUP · GPA ALIGN THE WORLD TO YOUR INTERESTS · IMAN · IAS HANDLING · SISTACH SECURITY · orange · QATAR AIRWAYS CARGO · swissport · mercabarna

NAEKO HANDLING · Securitas · KERRY LOGISTICS · Usach Cd´A Grupo II-BROKER CORREDURÍA DE SEGUROS · Transportes Ricardo Martínez, S.A. · Transjunior · MANGO · wfs

BARCELONA
CENTRE
LOGÍSTIC
CATALUNYA

1 Resultats generals del mes
Resultados generales del mes

2 Exportacions vs. Importacions
Exportaciones vs. Importaciones

3 Evolució "Belly" vs. "Carguer"
Evolució "Belly" vs. "Carguero"

4 Resultats globals xarxa AENA
Resultados globales red AENA

Monthly results

Base airport
BCN

Month Analysed
October

Year
2026

Monthly Air Freight (Tn)
20.176

MoM (vs. last month)
8.3% ↑

YoY (vs. last year)
5.5% ↑

Comisión de Carga Aérea y Seguridad Logística:

Monthly evolution by movement

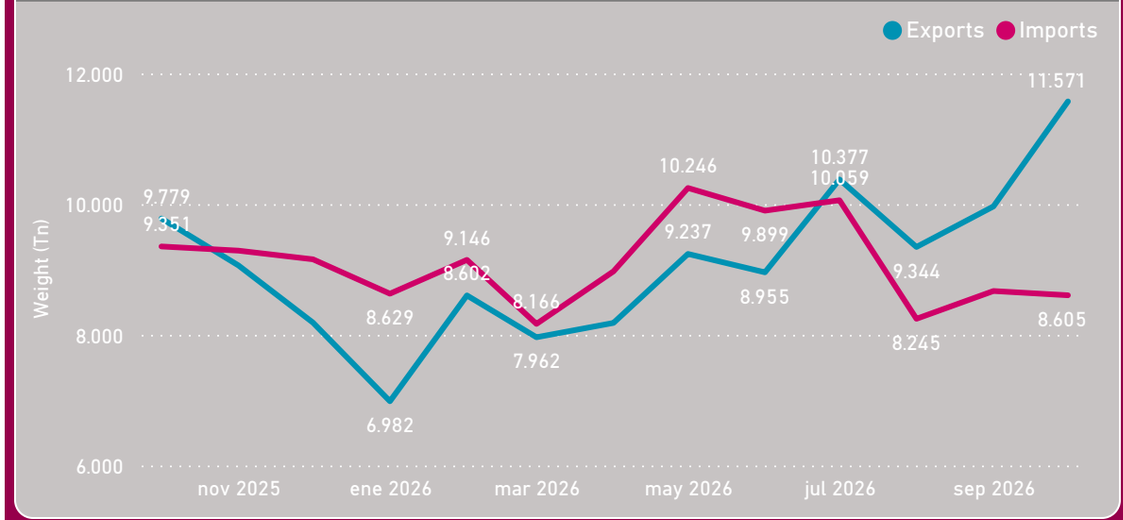

Imports vs. Exports



Traditional vs. Express/Courier

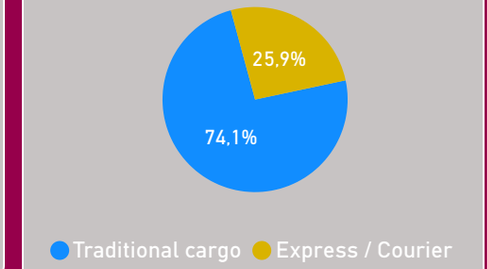

Weight Class by movement

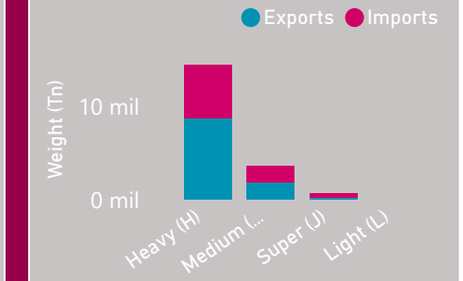

Monthly evolution by movement

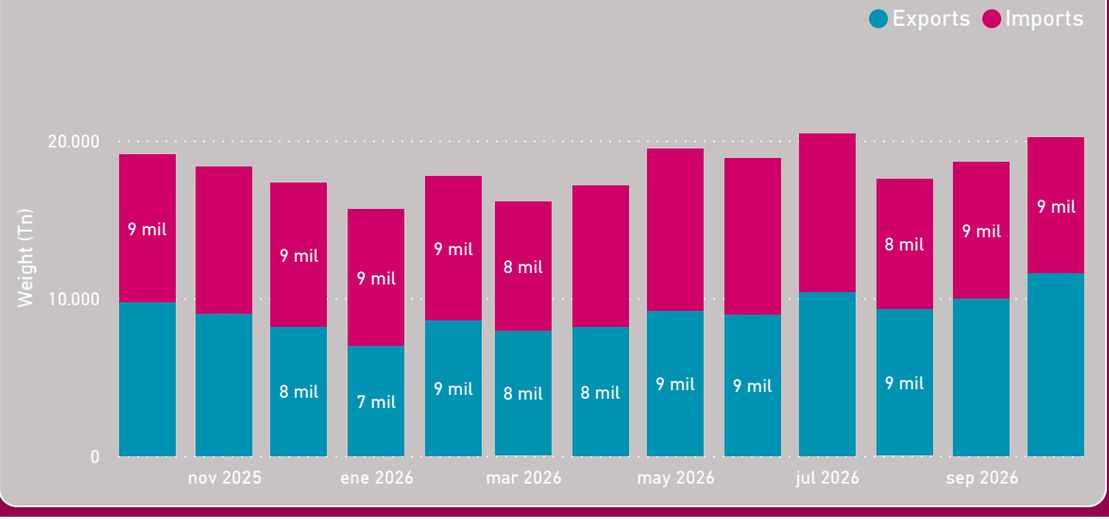

Destination countries (1st stop)

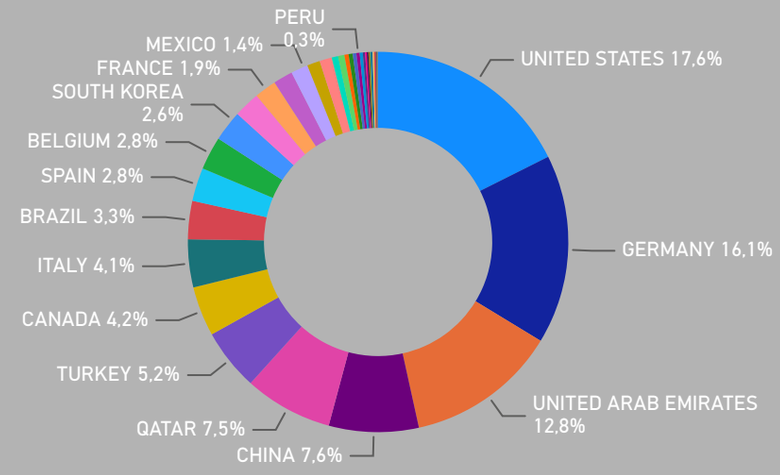

Exports vs Imports

Base Airport
BCN

Month Analysed
October

Year
2026

Exports (t)	Exports (%)	Imports (t)	Imports (%)
11,57 mil	57,4 %	8,60 mil	42,6 %

Comisión de Carga Aérea y Seguridad Logística:

Main Countries

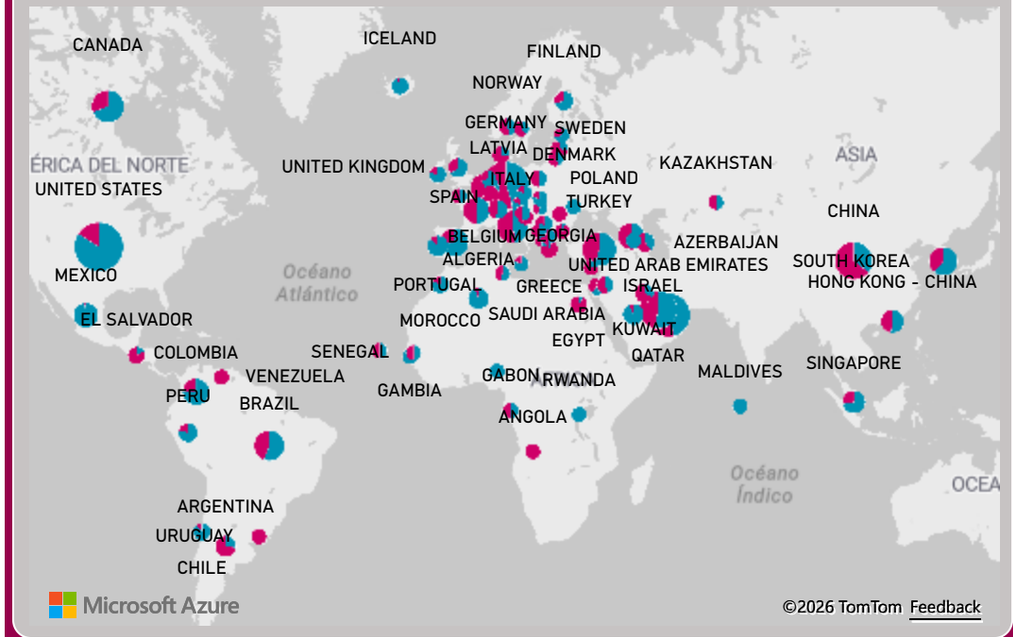

Main destinations (1st stopover)

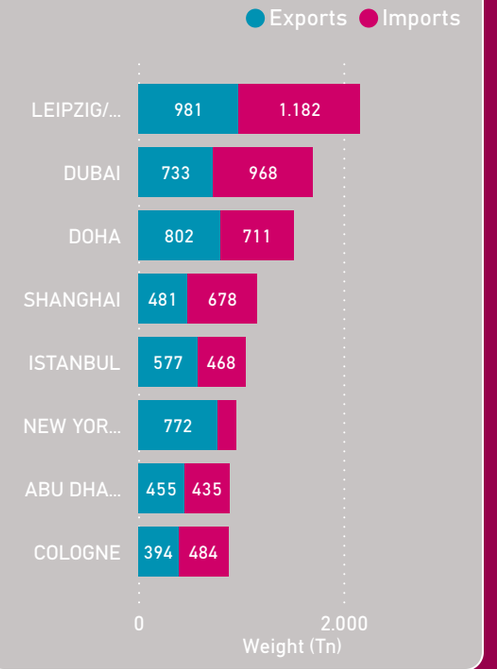

Main airlines

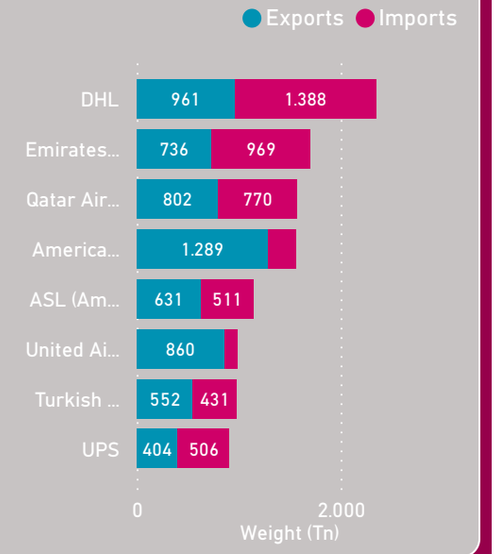

(*) En el caso de **ASL**, se distingue la operativa de sus diferentes filiales, las cuales tienen como clientes principales a **Amazon** y **FedEx**, entre otros.

Imports vs. Exports evolution (Month Analysed)

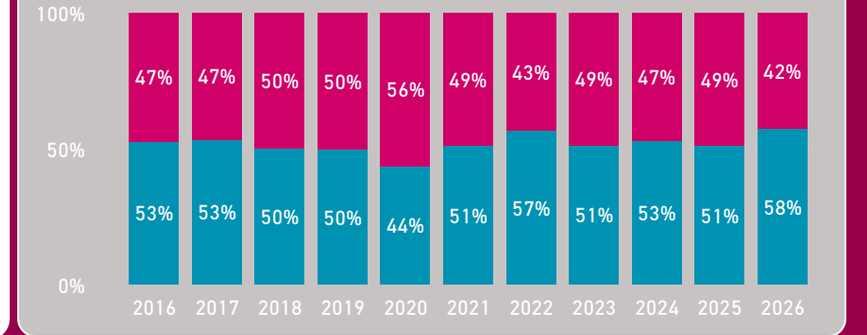

Market share by regions

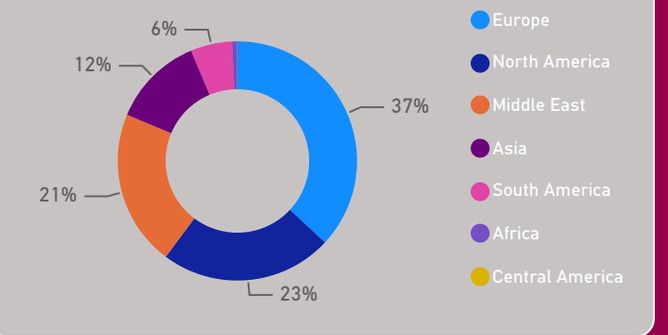

Air Freight by Weight Class

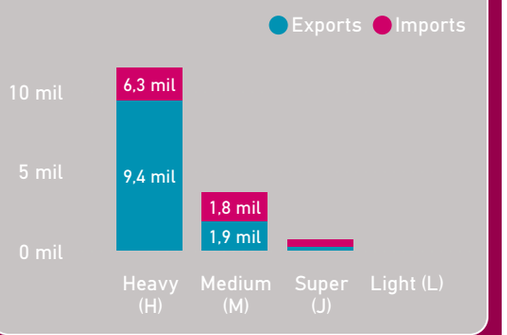

Belly vs. Freighter

Base Airport
BCN

Month Analysed
October

Year
2026

Belly (tn)	Belly (%)	Freighter (tn)	Carguero (%)
14,2 mil	70,4 %	5,9 mil	29,4 %

Comisión de Carga Aérea y Seguridad Logística:

Main TOP 10 "Freighters" Aircrafts

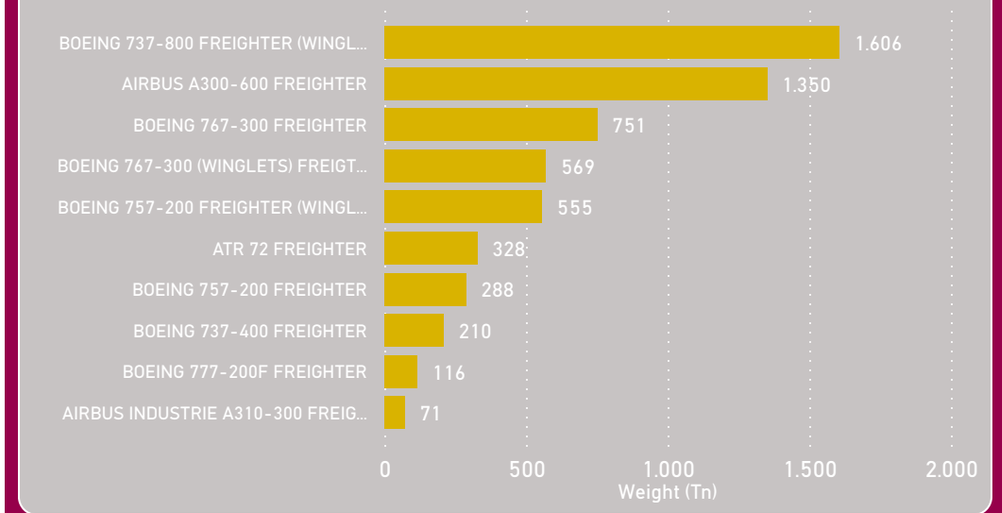

Main TOP 10 "Belly" Aircrafts

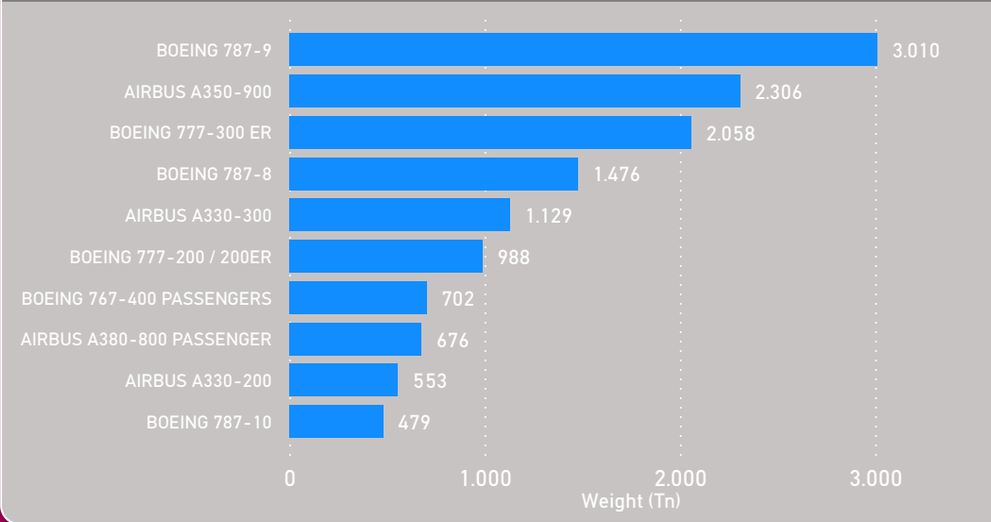

'Belly' vs Freighter Evolution (by Tn)

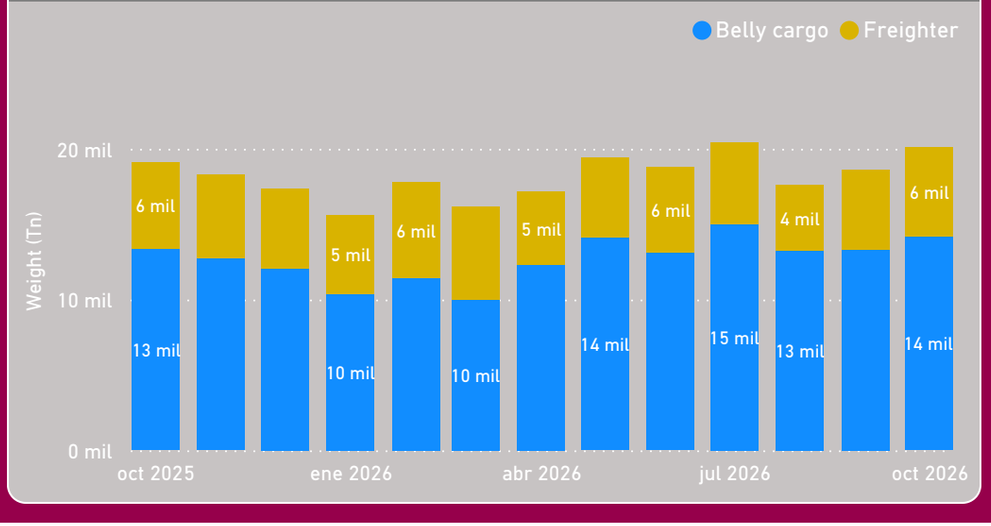

Annually evolution of Air Freight by type of route

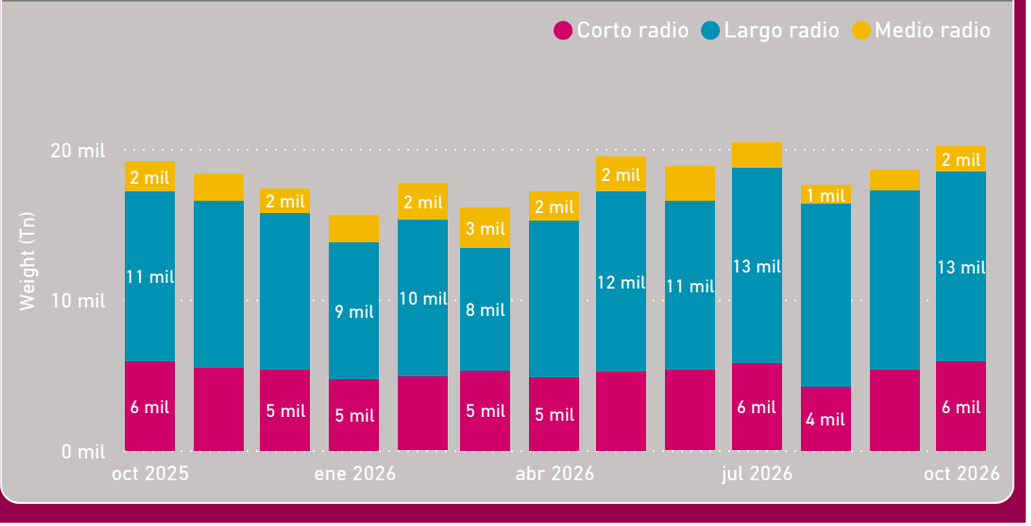

AENA's Global Network

Global AENA Network

Month Analysed: October

Year: 2026

Air Freight of the month (Tn)	MoM (vs previous month)	YoY (vs previous year)
121.990	9.1% ↑	-9.9% ↓

Comisión de Carga Aérea y Seguridad Logística:

Exports / Imports by TOP 5 airports

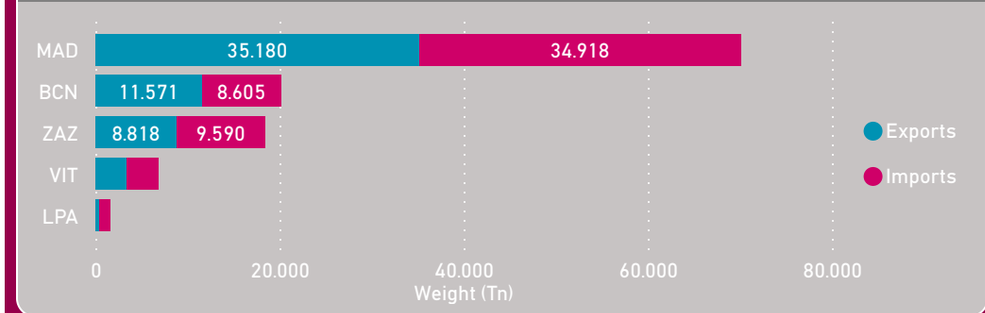

O&D of freight by TOP 5 airport (1st stopover)

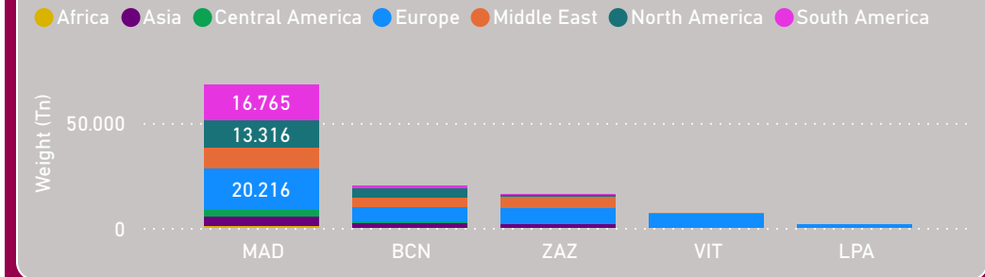

O&D of freight by TOP 5 airport (1st stopover)

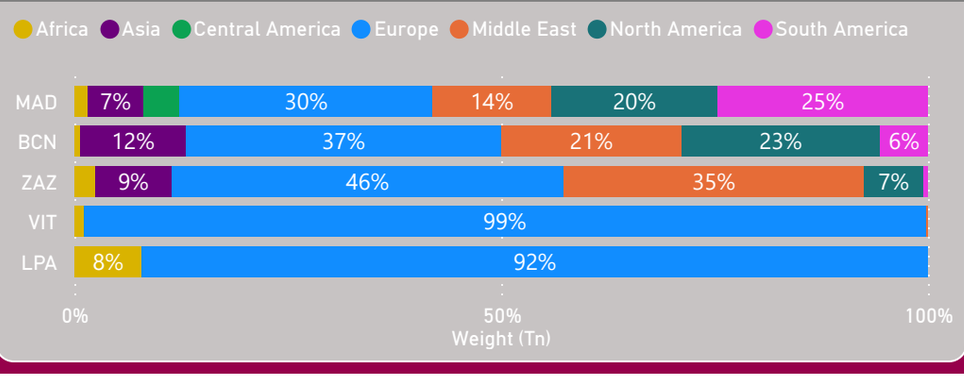

Airport	Annual accumulated freight (tn)	Accumulated annual growth (%)	Monthly freight (tn)	MoM (%)	YoY (%)
MAD	652.366	-4,8 %	70.098	12,3 %	-12,9 %
BCN	181.811	10,1 %	20.176	8,3 %	5,5 %
ZAZ	154.411	8,2 %	18.408	4,7 %	-16,4 %
VIT	60.210	4,4 %	6.834	4,4 %	7,2 %
LPA	14.618	-5,1 %	1.603	3,6 %	-0,4 %
VLC	11.495	5,1 %	1.054	-8,8 %	-9,3 %
SVQ	9.605	-1,1 %	1.015	5,1 %	-20,6 %
TFN	9.337	-8,8 %	915	10,8 %	-22,3 %
PMI	4.536	-8,3 %	458	-7,4 %	-13,8 %
AGP	3.923	-2,0 %	362	-31,9 %	-26,6 %
ALC	3.372	-2,4 %	347	-1,9 %	-6,2 %
SCQ	2.627	-15,5 %	312	-1,9 %	-7,2 %
BIO	788	-20,8 %	73	-30,2 %	-36,5 %
VGO	735	114,8 %	33	-25,9 %	15,5 %
IBZ	717	-3,5 %	71	-6,9 %	-3,8 %
TFS	675	9,5 %	83	30,7 %	35,8 %
MAH	471	-3,6 %	41	-17,6 %	-16,2 %
ACE	380	-2,3 %	41	5,1 %	-10,5 %
FUE	302	10,3 %	29	-35,4 %	-10,7 %
SPC	276	16,0 %	22	-4,0 %	-9,9 %
VDE	49	-9,5 %	6	1,9 %	1,0 %
GRO	48	-23,7 %	5	41,0 %	434,8 %
LCG	15	-39,8 %	1	7,5 %	-7,5 %
MLN	15	-28,2 %	1	5,9 %	-39,9 %
GMZ	3	39,8 %	0	17,8 %	-15,6 %
OVD	1	-75,3 %	0	173,8 %	-22,3 %

Gràcies
Gracias



Membres de les Comissions de Càrrega Aèria i Seguretat Logística de BCL / *Miembros de las Comisones de Carga Aérea y Seguridad Logística de BCL*